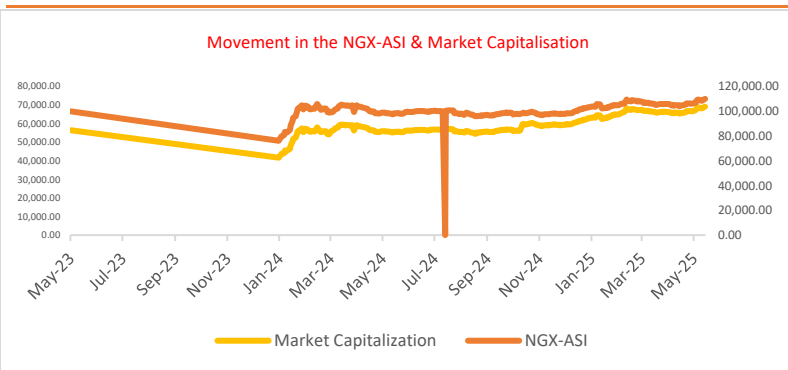


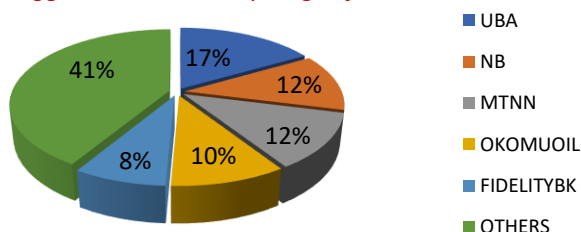
*Bears Resurface on Customs Street as ASI Dips 8bps, Market Lost N53.3bn, Naira Appreciates by 0.29% Against the Dollar at the Official Market....*

MARKET STATISTICS	CLOSE	PREVIOUS	TODAY'S%	YTD %
All Share Index (ASI)	111,818.08	111,902.61	(0.08)	8.64
Deals	18,505.00	16,711.00	10.74	
Volume	556,447,527.00	512,170,339.00	8.65	
Value	17,167,800,619	17,115,857,083	0.30	
Market Cap	70,510,715,130,709	70,564,019,907,208	(0.08)	12.34

SECTORED INDICES	CLOSE	PREVIOUS	TODAY'S % Δ
NGX BANKING	5,247.66	5,261.38	-0.26
NGX INSURANCE	687.62	688.76	-0.17
NGX CONSUMER GOODS	7,709.86	7,589.37	1.59
NGX OIL/GAS	3,126.06	3,146.17	-0.64
NGX INDUSTRIAL	8,262.09	8,228.22	0.41
NGX COMMODITY	10,248.45	10,453.34	-1.96



**Today's biggest transactions by %age of total naira votes**



## Equities Market Summary

The Nigerian equities market reversed course in today's trading session, as the All-Share Index (ASI) declined by 0.08% to close at 111,818.08 points. Market capitalization also dropped by ₦53.3 billion to ₦70.51 trillion, driven by sell-offs across investor portfolios. Despite the dip, market breadth remained positive with 41 gainers outpacing 24 decliners. Top performers included Learn MBenefit (+10.00%), UPL (+9.98%), Academy (+9.88%), SCOA (+9.62%), and Livestock (+9.56%). Conversely, Seplat, Legendint, Abbeybds, Omatek, and Learnafrica led the losers' chart, with respective losses of 10.00%, 10.00%, 9.90%, 8.97%, and 6.21%. Sectoral performance was mixed. The Banking (-0.26%), Insurance (-0.17%), Oil & Gas (-0.64%), and Commodities (-1.36%) indices all recorded losses, while Consumer Goods and Industrial Goods gained 1.59% and 0.41%, respectively. Trading activity remained robust, with the number of deals, volume, and value rising by 10.74%, 8.65%, and 0.30%, respectively. A total of 556.45 million shares valued at ₦17.17 billion were exchanged across 18,505 deals.

## Money Market

The Nigerian Interbank Offered Rate (NIBOR) declined across all tenors, indicating improved liquidity conditions in the banking system. Specifically, the overnight, 1-month, 3-month, and 6-month rates fell by 4bps, 32bps, 18bps, and 40bps, respectively. Meanwhile, money market rates were mixed: the Open Repo Rate (OPR) held steady at 26.50%, while the Overnight Lending Rate (OVN) inched up by 9bps to 26.95%.

The NITTY curve declined across most tenors, except for the 3-month benchmark, which rose by 12 basis points. Meanwhile, the secondary market for Nigerian Treasury Bills remained bullish, as the average yield dropped by 2 basis points to 20.66%.

## Bond Market

The FGN bond market experienced positive activity, with yields remaining mostly stable across different maturities. However, the average yield on sovereign bonds declined by 8 basis points to 18.88%.

The Nigerian sovereign Eurobond market witnessed strong bullish momentum, fueled by robust investor demand across short-, medium-, and long-term maturities—especially for the FEB-30 and MAR-29 bonds. As a result, the average Eurobond yield fell by 13 basis points, closing at 9.53%.

## Foreign Exchange Market

At the Nigerian Autonomous Foreign Exchange Market (NAFEM), the naira appreciated by 0.29% to close at ₦1,586.15 per US dollar, whereas in the parallel market, it closed at ₦1,615 per dollar.

Source: FMDQ, CBN, NGX, S&P Dow Jones, Cowry Research



# Cowry Daily Market Insight 29 May 2025

MPR: 27.75%  
Apr'25 Inflation Rate: 23.71%  
Q4 2025 Real GDP: 3.84%

TENOR	NIBOR as @ 29/05/2025	NIBOR as @ 28/05/2025	PPT
Overnight	26.7786	26.8167	-0.04
1 Month	27.0286	27.3533	-0.32
3 Months	27.6357	27.8167	-0.18
6 Months	28.0143	28.4167	-0.40

Source: FMDQ

TENOR	NITTY as @ 29/05/2025	NITTY as @ 28/05/2025	PPT
1Month	18.1579	18.2026	-0.04
3 Months	19.0413	18.9202	0.12
6 Months	20.6123	20.6225	-0.01
12 Months	23.8546	23.8612	-0.01

Source: FMDQ

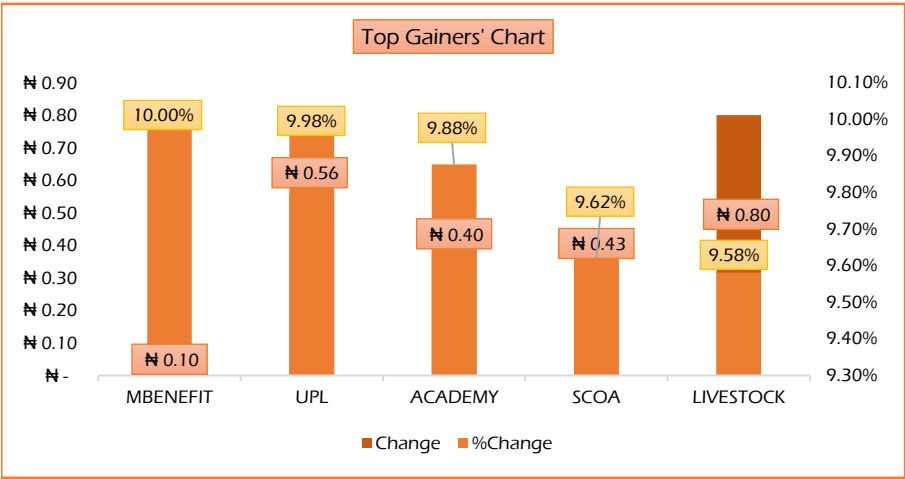
Bond Name	Maturity (Years)	Bid Price	Daily Δ	Offeryield	Yield YTD PPT Δ
16.29% FGN MAR 2027	10	95.16	0.00	19.54%	0.065
12.50% FGN MAR 2035	15	71.22	0.00	19.07%	0.042
16.25% FGN APR 2037	20	88.92	0.00	18.58%	0.032
12.98% FGN MAR 2050	30	77.49	0.00	16.83%	0.007

Source: FMDQ

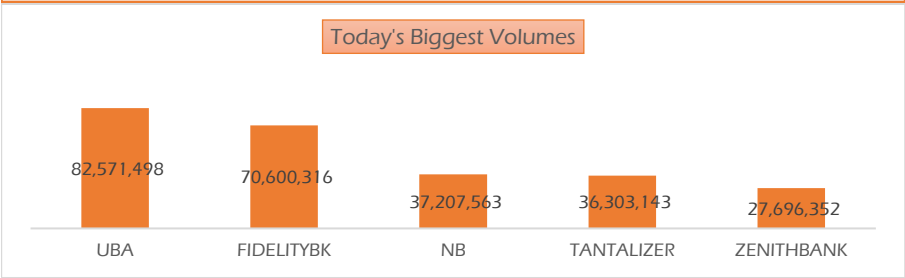
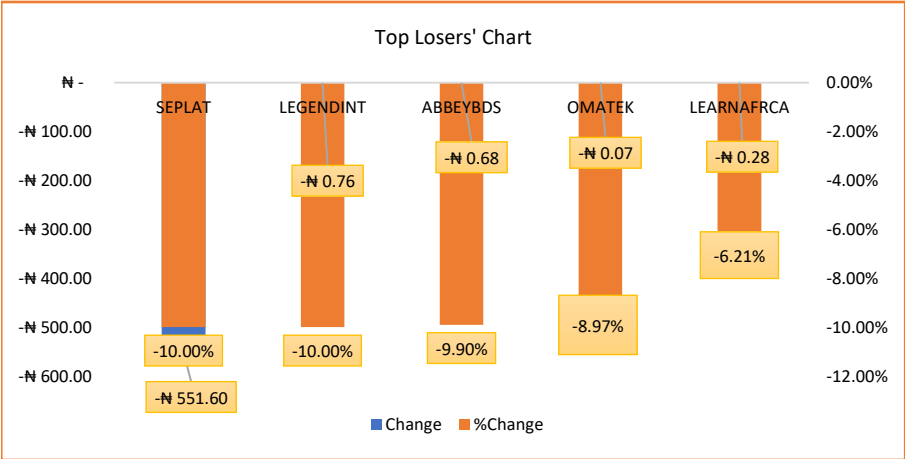
EurobondName	Maturity (Years)	Bid Price	Daily Δ	Offer Yield	Yield YTD PPT Δ
6.50 NOV 28, 2027	10	96.50	0.34	8.08%	-0.005
7.69% FEB 23, 2038	20	81.54	0.56	10.33%	0.000
7.62% NOV 28, 2047	30	75.03	0.55	10.55%	0.002

USD/NGN Exchange Rate	29/05/2025	Previous	Daily %
I&E FX	₦1,586.15	₦1,590.75	0.29%
Parallel	₦1,615	₦1,610	-0.31%

Major Currencies & Commodities	29/05/2025	Daily %	Yearly %
EURUSD	1.1323	-0.05%	4.81%
GBPUSD	1.349	-0.14%	6.21%
Crude Oil, \$/bbl	60.857	-1.08%	-1.76%
Brent, \$/bbl	61.647	0.95%	1.98%
Gold, \$/t.oz	3306.72	-0.07%	-0.34%
Cocoa, \$/T	9607.77	-1.67%	7.01%



Source: NGX



Source: NGX

www.cowry

This report is produced by the Research Desk, Cowry Asset Management Limited (COWRY) as a guideline for Clients that intend to invest in securities on the basis of their own investment decision without relying completely on the information contained herein. The opinion contained herein is for information purposes only and does not constitute any offer or solicitation to enter into any trading transaction. While care has been taken in preparing this document, no responsibility or liability whatsoever is accepted by any member of COWRY for errors, omission of facts, and any direct or consequential loss arising from the use of this report or its contents.

## Top 5 Advancers



+10.00%



+9.98%



+9.88%



+9.62%



+9.58%

## Top 5 Decliners



-10.00%



-10.00%



-9.90%



-8.97%



-6.21%

## Top 5 Trades by Value



N2.86 billion



N2.10 billion



N2.04 billion



N1.69 billion



N1.36 billion

## Top 5 Trades by Volume



82.57million units



70.60million units



37.21 million units



36.30 million units



2,770 million units



# Cowry Daily Market Insight 29 May 2025

MPR: 27.75%  
Apr'25 Inflation Rate: 23.71%  
Q4 2025 Real GDP: 3.84%

Corporate Bond Issuer	Description	Issue Date	Maturity Date	Coupon (%)	Yield (%)	Daily Δ
UNITED CAPITAL PLC	12.50 UNICAP I 28-MAY-2025	28-May-20	28-May-25	12.50	21.04	0.00
PARTHIAN PARTNERS FUNDING SPV PLC	13.50 PAPF SPV I 27-Jul-2025	27-Jul-22	27-Jul-25	13.50	20.33	0.00
UNION BANK OF NIGERIA PLC	15.75 UNION II 3-SEP-2025	07-Sep-18	03-Sep-25	15.75	23.10	0.00
STERLING INV. MGT. PLC	16.25 STERLING INV. II 6-OCT-2025	05-Oct-18	06-Oct-25	16.25	23.23	0.00
WEMA FUNDING SPV PLC	16.50 WEMA FUNDING SPV II 12-OCT-2025	12-Oct-18	12-Oct-25	16.50	22.51	0.00
CORONATION MB FUNDING SPV PLC	6.25 CORO MB SPV I 30-NOV-2025	30-Nov-20	30-Nov-25	6.25	21.30	0.00
FLOUR MILLS OF NIGERIA PLC	5.50 FLOURMILLS IV A 15-DEC-2025	14-Dec-20	15-Dec-25	5.50	20.31	0.00
*CARDINALSTONE FINANCING SPV PLC	7.00 CARDINAL SPV I 30-DEC-2025	30-Dec-20	30-Dec-25	7.00	22.06	0.00
FSDH FUNDING SPV PLC	8.50 FSDH SPV PLC IA 16-FEB-2026	16-Feb-21	16-Feb-26	8.50	22.06	0.00
FSDH FUNDING SPV PLC	8.00 FSDH SPV PLC IB 16-FEB-2026	16-Feb-21	16-Feb-26	8.00	23.48	0.00
*MECURE INDUSTRIES FUNDING SPV PLC	13.00 MECURE SPV PLC I 31-MAR-2026	31-Mar-21	31-Mar-26	13.00	22.53	0.00
*FLOUR MILLS OF NIGERIA PLC	14.5 FLOURMILLS I 9-MAY-2026	09-May-23	09-May-26	14.50	23.33	0.03
DANGOTE CEMENT PLC	12.50 DANGCEM IB 30-MAY-2026	26-May-21	30-May-26	12.50	23.72	0.00
ACCESS BANK PLC	15.50 ACCESS BANK 23-JUL-2026	23-Jul-19	23-Jul-26	15.50	22.16	0.02
MTN NIGERIA COMMUNICATIONS PLC	13.50 MTNN IA 30-SEP-2026	30-Sep-22	30-Sep-26	13.50	22.89	0.01
SUNDRY FOODS FUNDING SPV PLC	13.50 SUNDRY SPV PLC I 15-DEC-2026	15-Dec-21	15-Dec-26	13.50	24.19	0.00
EAT & GO FINANCE SPV PLC	14.25 EAT & GO FINANCE SPV 17-DEC-2026	17-Dec-19	17-Dec-26	14.25	20.41	0.01
DANGOTE CEMENT PLC	11.85 DANGCEM IIA 30-APR-2027	27-Apr-22	30-Apr-27	11.85	24.16	0.02
AXXELA FUNDING 1 PLC	14.30 AXXELA I 20-MAY-2027	20-May-20	20-May-27	14.30	24.57	0.02
ACCELEREX SPV PLC	14.00 ACSP I 15-JUN-2027	15-Jun-22	15-Jun-27	14.00	23.18	0.00
NOVAMBL INVESTMENTS SPV PLC	12.00 NOVAMBL SPV I 23-JUL-2027	23-Jul-20	23-Jul-27	12.00	21.22	0.00
UNITED CAPITAL PLC	15.00 UNICAP II 14-SEP-2027	14-Sep-22	14-Sep-27	15.00	24.79	0.02
*NMRC	7.20 NMRC III 2-NOV-2027	02-Nov-20	02-Nov-27	7.20	21.91	0.02
VIATHAN FUNDING PLC	16.00 VIATHAN (GTD) 14-DEC-2027	15-Dec-17	14-Dec-27	16.00	20.90	0.00
FLOUR MILLS OF NIGERIA PLC	6.25 FLOURMILLS IV B 14-DEC-2027	14-Dec-20	14-Dec-27	6.25	22.16	0.02
BUA CEMENT PLC	7.50 BUACEM I 30-DEC-2027	30-Dec-20	30-Dec-27	7.50	21.62	0.01
*ARADEL HOLDINGS PLC	17.00 ARAD I 13-JAN-2028	13-Jan-23	13-Jan-28	17.00	20.25	0.00
MTN NIGERIA COMMUNICATIONS PLC	13.00 MTN COM PLC I 5-MAY-2028	05-May-21	05-May-28	13.00	19.94	-0.07
DANGOTE CEMENT PLC	13.50 DANGCEM IC 30-MAY-2028	26-May-21	30-May-28	13.50	22.76	0.01
C&I LEASING PLC	15.50 C&I LEASING II 3-JUN-2028	03-Jun-21	03-Jun-28	15.50	23.11	0.01
CERPAC RECEIVABLES FUNDING SPV PLC	14.50 CERPAC-SPV III 15-JUL-2028	10-Sep-21	15-Jul-28	14.50	20.33	0.00
SUNDRY FOODS FUNDING SPV PLC	16.00 SUNDRY SPV PLC II 23-OCT-2028	23-Oct-23	23-Oct-28	16.00	20.79	0.01
ARDOVA PLC	13.30 ARDOVA PLC IA 12-NOV-2028	12-Nov-21	12-Nov-28	13.30	22.32	0.00

[www.cowryasset.com](http://www.cowryasset.com)

This report is produced by the Research Desk, Cowry Asset Management Limited (COWRY) as a guideline for Clients that intend to invest in securities on the basis of their own investment decision without relying completely on the information contained herein. The opinion contained herein is for information purposes only and does not constitute any offer or solicitation to enter into any trading transaction. While care has been taken in preparing this document, no responsibility or liability whatsoever is accepted by any member of COWRY for errors, omission of facts, and any direct or consequential loss arising from the use of this report or its contents.



# Cowry Daily Market Insight 29 May 2025

MPR: 27.75%  
Apr'25 Inflation Rate: 23.71%  
Q4 2025 Real GDP: 3.84%

EAT & GO FINANCE SPV PLC	13.25 EAT & GO FINANCE SPV 8-MAR-2029	08-Mar-22	08-Mar-29	13.25	21.10	0.00
PRESKO PLC	12.85 PRESKO PLC 5-APR-2029	05-Apr-22	05-Apr-29	12.85 20.25	-0.35	
DANGOTE CEMENT PLC	12.35 DANGCEM IIB 30-APR-2029	27-Apr-22	30-Apr-29	12.35 22.39	0.00	
*FLOUR MILLS OF NIGERIA PLC	22.00 FLOURMILLS II 30-MAY-2029	30-May-24	30-May-29	22.00 22.51	-0.38	
UNION BANK OF NIGERIA PLC	16.20 UNION III 27-JUN-2029	27-Jun-19	27-Jun-29	16.20 21.02	-0.38	
DANGOTE INDUSTRIES FUNDING PLC	12.75 DANGIFP IA 19-JUL-2029	19-Jul-22	19-Jul-29	12.75 22.11	0.00	
GEREGU POWER PLC	14.50 GERP I 28-JUL-2029	28-Jul-22	28-Jul-29	14.50 19.96	-0.06	
*NMRC	14.90 NMRC I 29-JUL-2030	29-Jul-15	29-Jul-30	14.90 21.74	-0.03	
TSL SPV PLC	10.00 TSL SPV I (GTD) 6-OCT-2030	06-Oct-20	06-Oct-30	10.00 20.39	-0.41	
FBNQ MB FUNDING SPV PLC	6.25 FBNQ MB SPV II 16-DEC-2030	16-Dec-20	16-Dec-30	6.25 20.37	-0.40	
FIDELITY BANK PLC	8.50 FIDELITY I 7-JAN-2031	07-Jan-21	07-Jan-31	8.50 21.57	-0.37	
EAT & GO FINANCE SPV PLC	18.00 EGFS 22-FEB-2031	22-Feb-24	22-Feb-31	18.00 22.37	-0.19	
UAC OF NIGERIA PLC	21.50 UAC PLC I 14-OCT-2031	14-Oct-24	14-Oct-31	21.50 21.67	-0.18	
PRIMERO BRT SECURITISATION SPV PLC	17.00 PRIMERO BRT-SPV 27-OCT-2031	24-May-19	27-Oct-31	17.00 20.40	-0.41	
MTN NIGERIA COMMUNICATIONS PLC	12.75 MTN COM PLC II 4-NOV-2031	04-Nov-21	04-Nov-31	12.75 20.76	-0.22	
ARDOVA PLC	13.65 ARDOVA PLC IB 12-NOV-2031	12-Nov-21	12-Nov-31	13.65 20.13	-0.35	
GPC-SPV COMPANY PLC	13.00 GPC SPV PLC (GTD) 23-NOV-2031	23-Nov-21	23-Nov-31	13.00 20.41	-0.36	
PAT DIGITAL INFRA FUND SPV PLC	13.25 PAT SPV PLC (GTD) 2-FEB-2032	02-Feb-22	02-Feb-32	13.25 20.12	-0.02	
DANGOTE CEMENT PLC	13.00 DANGCEM IIC 30-APR-2032	27-Apr-22	30-Apr-32	13.00 20.34	0.00	
DANGOTE INDUSTRIES FUNDING PLC	13.50 DANGIFP IB 19-JUL-2032	19-Jul-22	19-Jul-32	13.50 19.71	0.00	
MTN NIGERIA COMMUNICATIONS PLC	14.50 MTNN IB 30-SEP-2032	30-Sep-22	30-Sep-32	14.50 20.79	0.00	
DANGOTE INDUSTRIES FUNDING PLC	16.75 DANGIFP II 5-DEC-2032	05-Dec-22	05-Dec-32	16.75 20.28	-0.40	
*NMRC	13.80 NMRC II 15-MAR-2033	21-May-18	15-Mar-33	13.80 29.46	-0.27	
AXXELA FUNDING 1 PLC	21.00 AXXELA I 12-APR-2034	12-Apr-24	12-Apr-34	21.00 20.89	-0.36	
GEL UTILITY FUNDING SPV PLC	15.15 GEL UTILITY-SPV (GTD) 28-AUG-2034	28-Aug-19	28-Aug-34	15.15 24.10	0.00	
DANGOTE CEMENT PLC	23.50 DANGCEM I 30-DEC-2034	30-Dec-24	30-Dec-34	23.50 23.35	-0.01	
APL FUNDING SPV PLC	23.00 APL SPV PLC I 30-DEC-2034	30-Dec-24	30-Dec-34	23.00 19.60	0.00	
*LFZC FUNDING SPV PLC	13.25 LFZC II (GTD) 16-MAR-2042	10-May-22	16-Mar-42	13.25 19.37	0.00	
*LFZC FUNDING SPV PLC	15.25 LFZC III (GTD) 29-MAR-2043	29-Mar-23	52319	15.25 20.98	-0.06	
FCMB GROUP PLC	16.00 FCMB I (PERP)	16-Feb-23	—	16.00 20.24	-0.28	
FCMB GROUP PLC	16.00 FCMB II (PERP)	24-Oct-23	—	16.00 20.52		

[www.cowryasset.com](http://www.cowryasset.com)

This report is produced by the Research Desk, Cowry Asset Management Limited (COWRY) as a guideline for Clients that intend to invest in securities on the basis of their own investment decision without relying completely on the information contained herein. The opinion contained herein is for information purposes only and does not constitute any offer or solicitation to enter into any trading transaction. While care has been taken in preparing this document, no responsibility or liability whatsoever is accepted by any member of COWRY for errors, omission of facts, and any direct or consequential loss arising from the use of this report or its contents.